



# Joint Committee Performance report

## October 2019



# CONTENT PAGE



Page no:

1)	Combined Partner Performance	1
2)	Breckland Performance Reports	2-6
3)	East Cambridgeshire Performance Reports	7-11
4)	East Suffolk Performance Reports	12-16
5)	Fenland Performance Reports	17-21
6)	West Suffolk Performance Reports	22-26
7)	Anglia Revenues Service Update Report	27-31

# All Partner Councils Combined



Business Rates Collection					
	Q1	Q2	Oct-19	Q4	
<b>2019/20</b>	£ 68,526,436	£ 137,479,211	£ 158,709,340		●
<b>Target</b>	£ 67,766,801	£ 133,821,885	£ 154,692,337		●
<b>2018/19</b>	£ 69,705,667	£ 138,677,128	£ 160,699,845		●
			<b>Year End Target</b>	<b>£241,368,703</b>	●

Council Tax Collection					
	Q1	Q2	Oct-19	Q4	
<b>2019/20</b>	£125,766,695	£247,998,105	£289,920,459		●
<b>Target</b>	£124,472,983	£244,559,662	£285,394,389		●
<b>2018/19</b>	£119,257,339	£234,326,636	£273,774,415		●
			<b>Year End Target</b>	<b>£432,596,541</b>	●

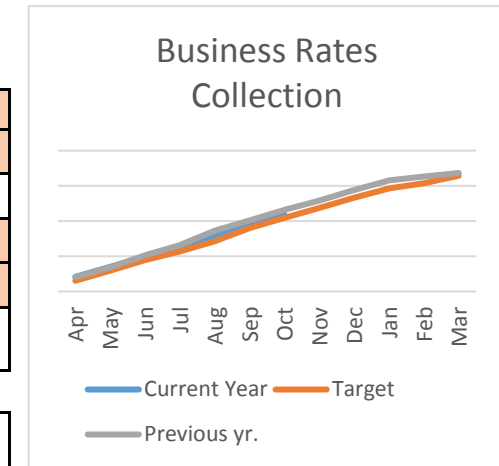
Number of Electronic Forms Received					
	Q1	Q2	Oct-19	Q4	
<b>2019/20</b>	9,375	19,525	23,237		●
<b>2018/19</b>	9,079	19,042	22,591		●
			<b>Year End Target</b>	<b>37899</b>	●

Fraud and Compliance	Q1	Q2	Oct-19	Q4	Yr Target
Single Person Discount Fraud	£689,154.21	£1,141,757	£1,271,310		<b>£500,000</b>
Local Council Tax Support	£50,083.49	£91,649	£109,368		<b>£150,000</b>
Tenancy Fraud	£36,000	£54,000	£54,000		<b>£400,000</b>
Other (Council Tax and NDR)	£217,660	£336,860	£352,728		<b>£250,000</b>
<b>Fraud Identified</b>	<b>£992,897.92</b>	<b>£1,624,265</b>	<b>£1,787,407</b>		<b>£1,300,000</b>

## Business Rates

Business Rates Collection					
	Q1	Q2	Oct-19	Q4	
<b>2019/20</b>	£ 9,936,479.00	£ 18,830,045.00	£ 21,827,359.00	£ -	●
<b>Target</b>	£ 8,891,311.00	£ 17,972,818.00	£ 20,898,151.00	£ 32,877,803.00	
<b>Refunds</b>	£ 182,408.00	£ 1,233,209.00	£ 1,333,192.00	£ -	
<b>2018/19</b>	£ 10,313,258.00	£ 20,189,166.00	£ 28,860,184.00	£ 33,655,722.00	●

<b>Year End Target</b>	£ 32,877,803.00	●
------------------------	-----------------	---



### Description

This shows the amount of money required to be collected within the financial year, payable to the NNDR Collection Fund against the actual collection.

### Narrative

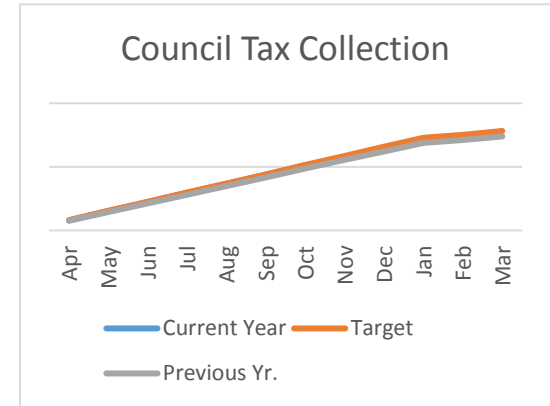
Collection is on target for the current financial year.

Further recovery action in 2019/20 has resulted in collection of £21K. Enforcement action in 2019/20 has resulted in collection of £42K.

## Council Tax

Council Tax Collection					
	Q1	Q2	Oct-19	Q4	
<b>2019/20</b>	£ 22,364,957	£ 43,876,573	£ 51,268,089	£ -	●
<b>Target</b>	£ 22,495,661	£ 44,006,474	£ 51,498,262	£ 78,183,637	
<b>Refunds</b>	£ 228,283	£ 50,882,648	£ 608,777	£ -	
<b>2018/19</b>	£ 21,259,174	£ 41,587,632	£ 48,667,629	£ 73,886,227	●

<b>Year End Target</b>	<b>£78,183,637</b>	●
------------------------	--------------------	---



### Description

This shows the amount of money required to be collected within the financial year, payable to the NNDR Collection Fund against the actual collection.

### Narrative

Collection is behind target by £230,173. There has been a high level of refunds this year, £609K compared to £475K at this point last year - an increase of £134K, which has reduced collection. Also, we have had an increase in the amount of pre-payments for the current financial year and the first Summonses for non-payment were delayed one month by The Court which will have had an effect. We are closely monitoring the situation.

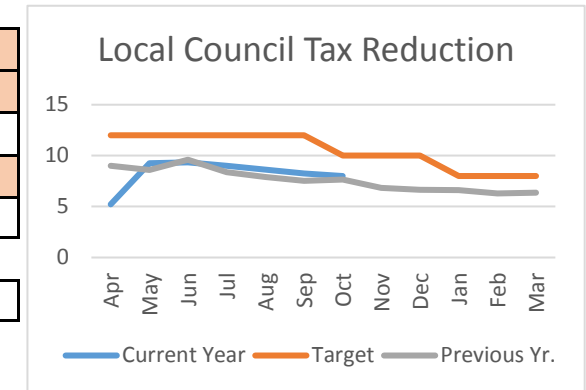
Further recovery action in 2019/20 has resulted in collection of £87K. Enforcement action in 2019/20 has resulted in collection of £342K.

Charging Orders have been obtained to secure £357,109 debt.

## Local Council Tax Reduction

Days to process Local Council Tax Support					
	Q1	Q2	Oct-19	Q4	
<b>2019/20</b>	9.34	8.26	8.01		●
<b>Target</b>	12.00	12.00	10.00	8.00	
<b>2018/19</b>	9.60	7.54	7.65	6.37	●

<b>Year End Target</b>	<b>8</b>	●
------------------------	----------	---



### Description

**This indicator measures the average year to date number of days to process Council Tax reduction new claims and change of circumstances.**

### Narrative

Whilst this indicator has been exceeded, it should be noted we have overachieved this indicator due to the downtime associated with the merger of East Suffolk and West Suffolk systems.

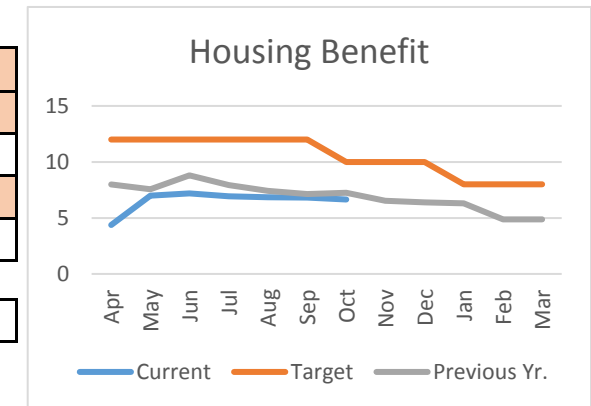
During the first three weeks of April all processing staff throughout the partnership were working on Breckland, East Cambridgeshire and Fenland cases, thereby resulting in exceptional outcomes.

Looking ahead, we expect performance to achieve the year end target, as we harmonise performance for all Councils by bringing performance back on track for East & West Suffolk.

## Housing Benefit

Days to process Housing Benefit					
	Q1	Q2	Oct-19	Q4	
2019/20	7.19	6.81	6.64		●
Target	12	12	10	8	
2018/19	8.8	7.13	7.25	4.87	●

<b>Year End Target</b>	<b>8</b>	●
------------------------	----------	---



### Description

**This indicator measures the average number of days to process Housing Benefit new claims and change of circumstances.**

### Narrative

Whilst this indicator has been exceeded, it should be noted we have overachieved this indicator due to the downtime associated with the merger of East Suffolk and West Suffolk systems.

During the first three weeks of April all processing staff throughout the partnership were working on Breckland, East Cambridgeshire and Fenland cases, thereby resulting in exceptional outcomes.

Looking ahead, we expect performance to achieve the year end target, as we harmonise performance for all Councils by bringing performance back on track for East & West Suffolk.

**Fraud and Compliance**

Following the transfer of Housing Benefit fraud to the DWP on the 1 September 2015, the team continue to be been tasked, in accordance with the Business Case approved by Joint Committee, to identify and prevent fraud leading to an increase in Council Tax income in the following areas:

Local Council Tax Support, Single Person Discount, Council Tax and Non Domestic Rates.

The team are working with Housing Option Teams and also with Housing Associations to tackle Right to buy and subletting abuse where investigation agreements are in place. The team continue to seek opportunities to identify dwellings and businesses not registered or having had an undeclared change in use, leading to increased charges – including possible retrospective charges.

The team are also forging closer working relationships with a number of service areas in an attempt prevent and detect fraud and error.

In an broader sense the team are also working with County in setting up Fraud Hub's in Norfolk and more recently Cambridgeshire. This is an attempt to match data sets across County to increase Council Tax and Business Rate income.

	Q1	Q2	Oct-19	Q4
Single Person Discount Fraud	£195,513.87	£330,066.74	£370,077.90	
Local Council Tax Support	£13,959.86	£39,881.46	£45,262.78	
Tenancy Fraud	£0.00	£0.00	£0.00	
Other (Council Tax and NDR)	£28,174.21	£112,690.62	£92,931.87	
<b>Fraud Identified</b>	<b>£237,647.94</b>	<b>£482,638.82</b>	<b>£508,272.55</b>	





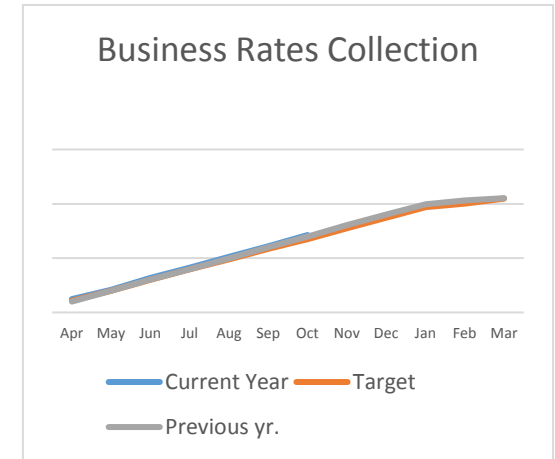
# Performance Information October 2019



## Business Rates

Business Rates Collection					
	Q1	Q2	Oct-19	Q4	
2019/20	£ 6,372,977	£ 12,173,009	£ 14,254,670	£ -	●
Target	£ 5,987,332	£ 11,722,726	£ 13,498,095	£ 20,954,355	
Refunds	£ 651,447	£ 1,119,412	£ 1,201,100	£ -	
2018/19	£ 6,038,653	£ 11,999,640	£ 13,935,648	£ 21,044,862	●

<b>Full Year Target</b>	<b>£20,954,355</b>	●
-------------------------	--------------------	---



### Description

This shows the amount of money required to be collected within the financial year, payable to the NNDR Collection Fund against the actual collection.

### Narrative

Collection is on target for the current financial year.

There have been claims by NHS Trusts for charitable rate relief which are currently subject to a High Court appeal. If successful this could result in a backdated refund of £739K

Further recovery action in 2019/20 has resulted in collection of £2K. Enforcement action in 2019/20 has resulted in collection of £54K.

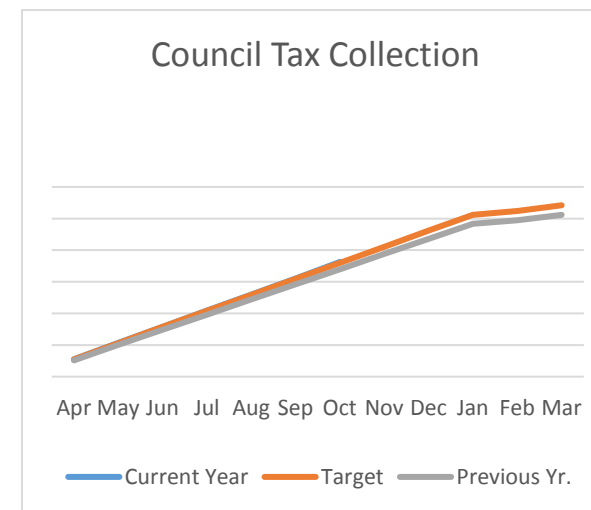


## Council Tax



Council Tax Collection					
	Q1	Q2	Oct-19	Q4	
<b>2019/20</b>	£ 15,730,723	£ 31,067,215	£ 36,283,378	£ -	●
<b>Target</b>	£ 15,691,433	£ 30,894,391	£ 36,023,909	£ 54,194,333	
<b>Refunds</b>	£ 144,400	£ 379,898	£ 442,143	£ -	
<b>2018/19</b>	£ 14,815,307	£ 29,169,414	£ 34,012,528	£ 51,168,413	●

<b>Year End Target</b>	<b>£ 54,194,333</b>	●
------------------------	---------------------	---



### Description

This shows the amount of money required to be collected within the financial year, payable to the NNDR Collection Fund against the actual collection.

### Narrative

Collection is on target for the current financial year

Further recovery action in 2019/20 has resulted in collection of £38K. Enforcement action in 2019/20 has resulted in collection of £191K.

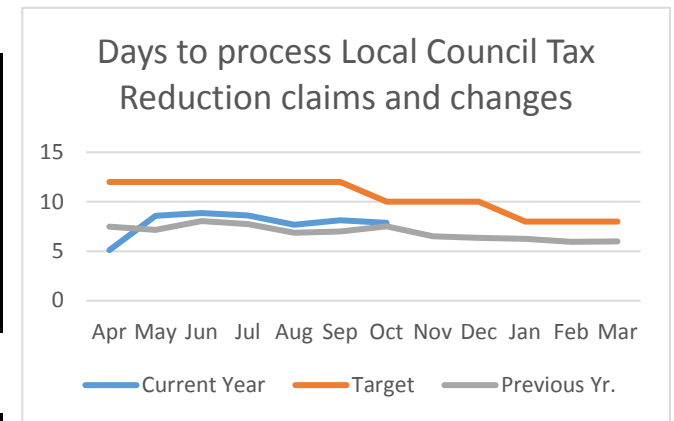
Charging Orders have been obtained to secure £267,423 debt.



## Local Council Tax Reduction



Days to process Local Council Tax Support					
	Q1	Q2	Oct-19	Q4	
2019/20	8.86	8.12	7.86		●
Target	12.00	12.00	10.00	8.00	
2018/19	8.05	7.00	7.52	5.99	●



<b>Year End Target</b>	<b>8</b>	●
------------------------	----------	---

**Description**

**This indicator measures the average number of days to process Council Tax reduction new claims and change of circumstances.**

**Narrative**

Whilst this indicator has been exceeded, it should be noted we have overachieved this indicator due to the downtime associated with the merger of East Suffolk and West Suffolk systems.

During the first three weeks of April all processing staff throughout the partnership were working on Breckland, East Cambridgeshire and Fenland cases, thereby resulting in exceptional outcomes.

Looking ahead, we expect performance to achieve the year end target, as we harmonise performance for all Councils by bringing performance back on track for East & West Suffolk.

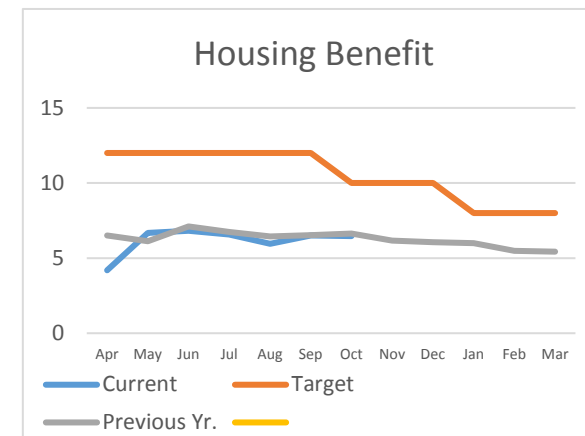


## Housing Benefit



Days to process Housing Benefit					
	Q1	Q2	Oct-19	Q4	
2019/20	6.82	6.5	6.46		●
Target	12	12	10	8	
2018/19	7.11	6.53	6.64	5.43	●

Year End Target	8	●
-----------------	---	---



### Description

This indicator measures the average number of days to process Housing Benefit new claims and change of circumstances.

### Narrative

Whilst this indicator has been met for April, it should be noted we have overachieved this indicator due to the downtime associated with the merger of East Suffolk and West Suffolk systems.

During the first three weeks of April all processing staff throughout the partnership were working on Breckland, East Cambridgeshire and Fenland cases, thereby resulting in exceptional outcomes.

Looking ahead, we expect performance to achieve the year end target, as we harmonise performance for all Councils by bringing performance back on track for East & West Suffolk.



## Fraud and Compliance



### **Fraud and Compliance**

Following the transfer of Housing Benefit fraud to the DWP on the 1 September 2015, the team continue to be been tasked, in accordance with the Business Case approved by Joint Committee, to identify and prevent fraud leading to an increase in Council Tax income in the following areas:

Local Council Tax Support, Single Person Discount, Council Tax and Non Domestic Rates.

The team are working with Housing Option Teams and also with Housing Associations to tackle Right to buy and subletting abuse where investigation agreements are in place. The team continue to seek opportunities to identify dwellings and businesses not registered or having had an undeclared change in use, leading to increased charges – including possible retrospective charges.

The team are also forging closer working relationships with a number of service areas in an attempt prevent and detect fraud and error.

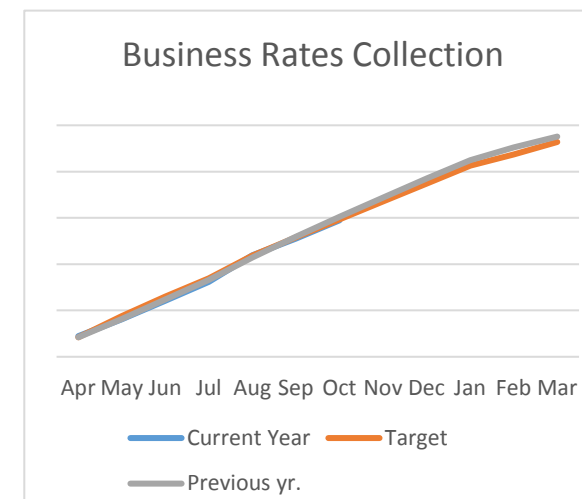
In a broader sense the team are also working with County in setting up Fraud Hub's in Norfolk and more recently Cambridgeshire. This is an attempt to match data sets across County to increase Council Tax and Business Rate income.

	<b>Q1</b>	<b>Q2</b>	<b>Oct-19</b>	<b>Q4</b>
Single Person Discount Fraud	£34,795.41	£58,442.05	£61,676.67	
Local Council Tax Support	£3,362.16	£5,160.22	£5,478.78	
Tenancy Fraud	£0.00	£0.00	£0.00	
Other (Council Tax and NDR)	£56,292.91	£65,647.69	£65,647.69	
<b>Fraud Identified</b>	<b>£94,450.48</b>	<b>£129,249.96</b>	<b>£ 132,803.14</b>	

## Business Rates

Business Rates Collection						
	Q1	Q2	Oct-19	Q4		
<b>2019/20</b>	£ 24,147,964	£ 51,103,221	£ 58,955,089	£ -		●
<b>Target</b>	£ 26,069,598	£ 51,535,547	£ 59,302,548	£ 92,792,211		
<b>Refunds</b>	£ 2,760,260	£ 3,741,979	£ 4,237,393	£ -		
<b>2018/19</b>	£ 24,739,059	£ 51,903,997	£ 60,498,593	£ 95,129,303		●

<b>Year End Target</b>	<b>92,792,211</b>	●
------------------------	-------------------	---



### Description

This shows the amount of money required to be collected within the financial year, payable to the NNDR Collection Fund against the actual collection.

### Narrative

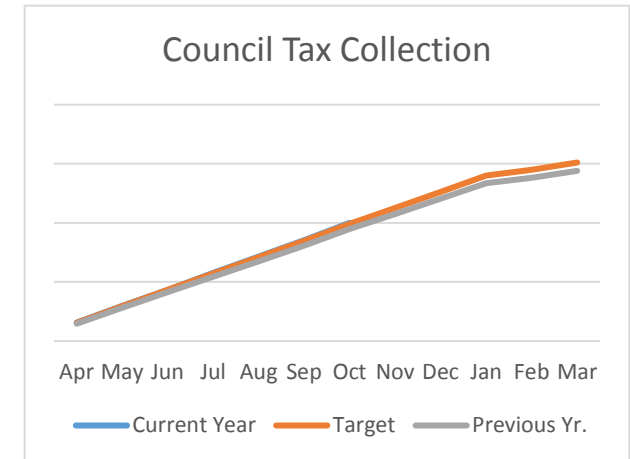
Collection is behind target for the current financial year by £347K. There have been £3.9M of backdated refunds as a result of reductions in Rateable Value most notably Felixstowe Dock for which a refund of £2.3M was made. These are accounted for in the Appeals Provision within the Financial Statements. As the appeals are accounted for within the provision it has been decided that the targets will not be amended.

Further recovery action in 2019/20 has resulted in collection of £8K. Enforcement action in 2019/20 has resulted in collection of £124K.

## Council Tax

Council Tax Collection						
	Q1	Q2	Oct-19	Q4		
<b>2019/20</b>	£ 43,402,134	£ 85,413,139	£ 100,026,752	£ -		●
<b>Target</b>	£ 43,341,163	£ 84,797,657	£ 99,036,200	£ 151,052,402		
<b>Refunds</b>	£ 426,585	£ 1,028,594	£ 1,228,832	£ -		
<b>2018/19</b>	£ 41,318,611	£ 80,840,501	£ 94,735,137	£ 144,003,411		●

<b>Year End Target</b>	<b>151,052,402</b>	●
------------------------	--------------------	---



### Description

This shows the amount of money required to be collected within the financial year, payable to the NNDR Collection Fund against the actual collection.

### Narrative

Collection is on target for the current financial year

Further recovery action in 2019/20 has resulted in collection of £146K. Enforcement action in 2019/20 has resulted in collection of £592K.

Charging Orders have been obtained to secure £511,651 debt.

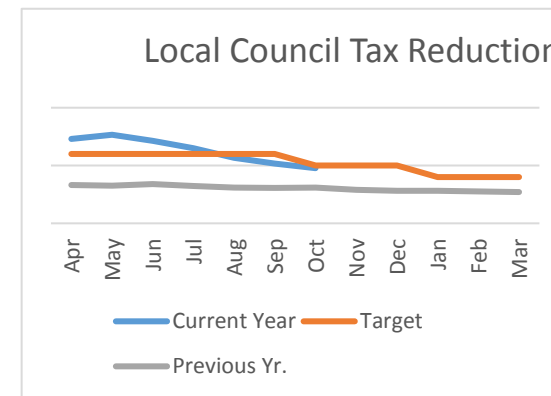


## Local Council Tax Reduction



Days to process Local Council Tax Support					
	Q1	Q1	Oct-19	Q4	
<b>2019/20</b>	14.29	10.36	9.54		●
<b>Target</b>	12.00	12.00	10.00	8.00	
<b>2018/19</b>	6.79	6.12	6.17	5.41	●

<b>Year End Target</b>	<b>8</b>	●
------------------------	----------	---



### **Description**

This indicator measures the average number of days to process Council Tax reduction new claims and change of circumstances.

### **Narrative**

This indicator has now been met, despite the risk of not achieving the target following the downtime and recovery associated with the merger of East Suffolk and West Suffolk systems.

During the first three weeks of April we were not able to process East Suffolk cases, however, the direction of travel is an improving position with in month processing achieving target and expected to continue to do so.



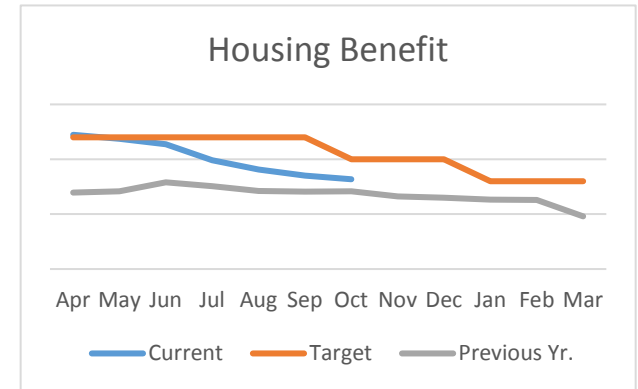


## Housing Benefit



Days to process Housing Benefit					
	Q1	Q2	Oct-19	Q4	
2019/20	11.36	8.52	8.18		●
Target	12.00	12.00	10.00	8.00	
2018/19	7.90	7.05	7.08	4.80	●

<b>Year End Target</b>	<b>8</b>	●
------------------------	----------	---



**Description**

This indicator measures the average number of days to process Housing Benefit new claims and change of circumstances.

**Narrative**

Despite the downtime associated with the merger of the East Suffolk systems we continue to meet the target and expect to achieve the year end target, given the direction of travel, which is within year end target.

**Fraud and Compliance**

Following the transfer of Housing Benefit fraud to the DWP on the 1 September 2015, the team continue to be been tasked, in accordance with the Business Case approved by Joint Committee, to identify and prevent fraud leading to an increase in Council Tax income in the following areas:

Local Council Tax Support, Single Person Discount, Council Tax and Non Domestic Rates.

The team are working with Housing Option Teams and also with Housing Associations to tackle Right to buy and subletting abuse where investigation agreements are in place. The team continue to seek opportunities to identify dwellings and businesses not registered or having had an undeclared change in use, leading to increased charges – including possible retrospective charges.

The team are also forging closer working relationships with a number of service areas in an attempt prevent and detect fraud and error.

In an broader sense the team are also working with County in setting up Fraud Hub's in Norfolk and more recently Cambridgeshire. This is an attempt to match data sets across County to increase Council Tax and Business Rate income.

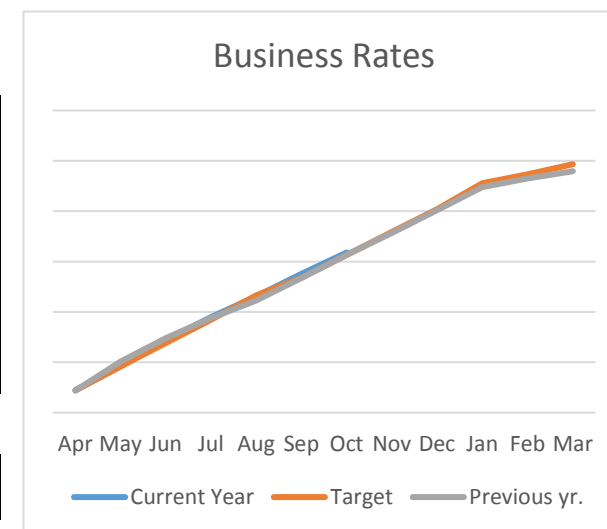
	Q1	Q2	Oct-19	Q4
Single Person Discount Fraud	£115,116.79	£243,133.21	£280,078.60	
Local Council Tax Support	£15,070.27	£16,798.54	£22,824.93	
Tenancy Fraud	£18,000.00	£18,000.00	£18,000.00	
Other (Council Tax and NDR)	£5,332.16	£12,144.35	£12,144.35	
<b>Fraud Identified</b>	<b>£153,519.22</b>	<b>£290,076.10</b>	<b>£ 333,047.88</b>	

# Performance Information October 2019

## Business Rates

Business Rates Collection					
	Q1	Q2	Oct-19	Q4	
<b>2019/20</b>	£ 7,228,152	£ 13,789,980	£ 15,902,523	£ -	●
<b>Target</b>	£ 6,913,281	£ 13,405,561	£ 15,666,727	£ 24,663,273	
<b>Refunds</b>	£ 302,488	£ 808,821	£ 1,025,858	£ -	
<b>2018/19</b>	£ 7,407,980	£ 13,363,473	£ 15,648,629	£ 23,969,262	●

<b>Year End Target</b>	£24,663,273	●
------------------------	-------------	---



### Description

This shows the amount of money required to be collected within the financial year, payable to the NNDR Collection Fund against the actual collection.

### Narrative

Collection is on target for the current financial year.

There have been claims by NHS Trusts for charitable rate relief which are currently subject to a High Court appeal. If successful this could result in a backdated refund of £1.464M

Further recovery action in 2019/20 has resulted in collection of £182K. Enforcement action in 2019/20 resulted in collection of £59K.

## Council Tax

Council Tax Collection						
	Q1	Q2	Oct-19	Q4		
<b>2019/20</b>	£ 16,330,949	£ 32,276,827	£ 37,676,667	£ -		●
<b>Target</b>	£ 15,205,594	£ 30,106,771	£ 35,187,787	£ 52,879,158		
<b>Refunds</b>	£ 164,336	£ 403,139	£ 492,612	£ -		
<b>2018/19</b>	£ 15,322,657	£ 30,338,553	£ 35,458,685	£ 53,286,256		●

<b>Year End Target</b>	<b>£52,879,158</b>	●
------------------------	--------------------	---



### Description

This shows the amount of money required to be collected within the financial year, payable to the NNDR Collection Fund against the actual collection.

### Narrative

Collection is on target for the current financial year

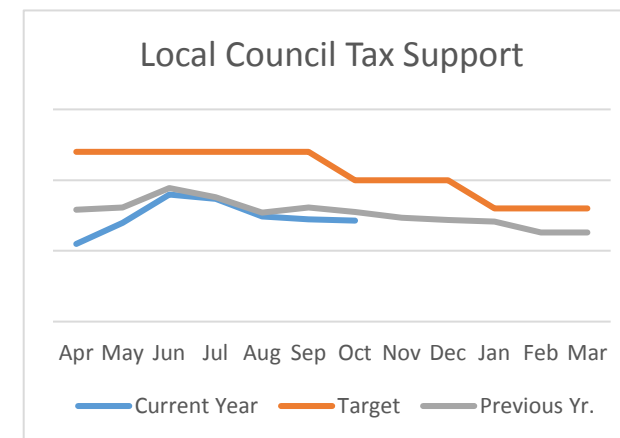
Further recovery action in 2019/20 resulted in collection of £34K. Enforcement action in 2019/20 resulted in collection of £270K.

Charging Orders have been obtained to secure £201,048 debt.

## Local Council Tax Reduction

Days to process Local Council Tax Support					
	Q1	Q2	Oct-19	Q4	
2019/20	8.98	7.24	7.13		●
Target	12.00	12.00	10.00	8.00	
2018/19	9.44	8.06	7.74	6.30	●

Year End Target	8	●
-----------------	---	---



### Description

**This indicator measures the average number of days to process Council Tax reduction new claims and change of circumstances.**

### Narrative

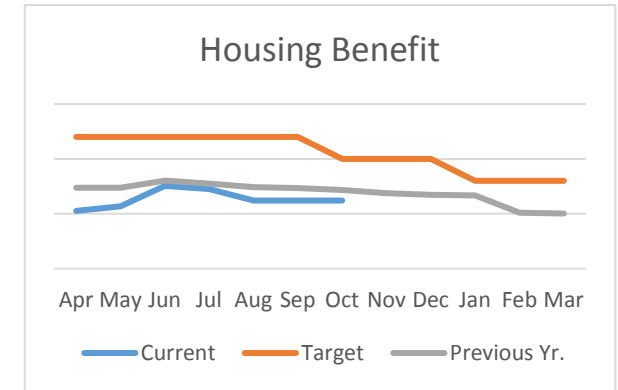
Whilst this indicator has been met, it should be noted we have overachieved this indicator due to the downtime associated with the merger of East Suffolk and West Suffolk systems.

During the first three weeks of April all processing staff throughout the partnership were working on Breckland, East Cambridgeshire and Fenland cases, thereby resulting in exceptional outcomes.

Looking ahead, we expect performance to continue to achieve the year end target, as we harmonise performance for all Councils by bringing performance back on track for East & West Suffolk.

## Housing Benefit

Days to process Housing Benefit					
	Q1	Q2	Oct-19	Q4	
2019/20	7.54	6.2	6.21		●
Target	12	12	10	8	
2018/19	8.02	7.33	7.17	5.02	●
<b>Year End Target</b>				<b>8</b>	●



### Description

This indicator measures the average number of days to process Housing Benefit new claims and change of circumstances.

### Narrative

Whilst this indicator has been met, it should be noted we have overachieved this indicator due to the downtime associated with the merger of East Suffolk and West Suffolk systems.

During the first three weeks of April all processing staff throughout the partnership were working on Breckland, East Cambridgeshire and Fenland cases, thereby resulting in exceptional outcomes.

Looking ahead, we expect performance to achieve the year end target, as we harmonise performance for all Councils by bringing performance back on track for East & West Suffolk.

## Fraud and Compliance

### Fraud and Compliance

Following the transfer of Housing Benefit fraud to the DWP on the 1 September 2015, the team continue to be been tasked, in accordance with the Business Case approved by Joint Committee, to identify and prevent fraud leading to an increase in Council Tax income in the following areas:

Local Council Tax Support, Single Person Discount, Council Tax and Non Domestic Rates.

The team are working with Housing Option Teams and also with Housing Associations to tackle Right to buy and subletting abuse where investigation agreements are in place. The team continue to seek opportunities to identify dwellings and businesses not registered or having had an undeclared change in use, leading to increased charges – including possible retrospective charges.

The team are also forging closer working relationships with a number of service areas in an attempt prevent and detect fraud and error.

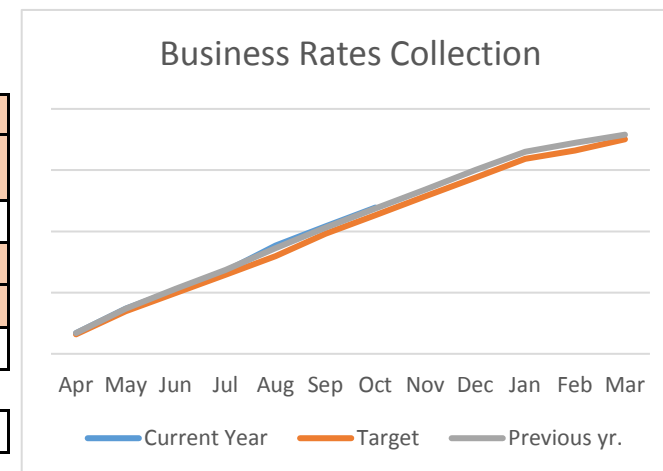
In an broader sense the team are also working with County in setting up Fraud Hub's in Norfolk and more recently Cambridgeshire. This is an attempt to match data sets across County to increase Council Tax and Business Rate income.

	Q1	Q2	Oct-19	Q4
Single Person Discount Fraud	£89,137.00	£152,713.36	£160,062.76	
Local Council Tax Support	£4,545.30	£9,636.98	£13,525.57	
Tenancy Fraud	£0.00	£0.00	£0.00	
Other (Council Tax and NDR)	£69,404.85	£85,826.07	£121,453.03	
<b>Fraud Identified</b>	<b>£163,087.15</b>	<b>£248,176.41</b>	<b>£295,041.36</b>	

**Business Rates**

Business Rates Collection						
	Q1	Q2	Oct-19	Q4		
<b>2019/20</b>	£ 20,840,864	£ 41,582,956	£ 47,769,699	£ -		●
<b>Target</b>	£ 19,905,279	£ 39,185,233	£ 45,326,816	£ 70,081,061		
<b>Refunds</b>	£ 440,654	£ 1,107,785	£ 1,341,321	£ -		
<b>2018/19</b>	£ 21,206,717	£ 41,220,852	£ 47,450,736	£ 71,576,538		●

<b>Year End Target</b>	<b>70,081,061</b>	●
------------------------	-------------------	---



**Description**

This shows the amount of money required to be collected within the financial year, payable to the NNDR Collection Fund against the actual collection.

**Narrative**

Collection is on target for the current financial year.

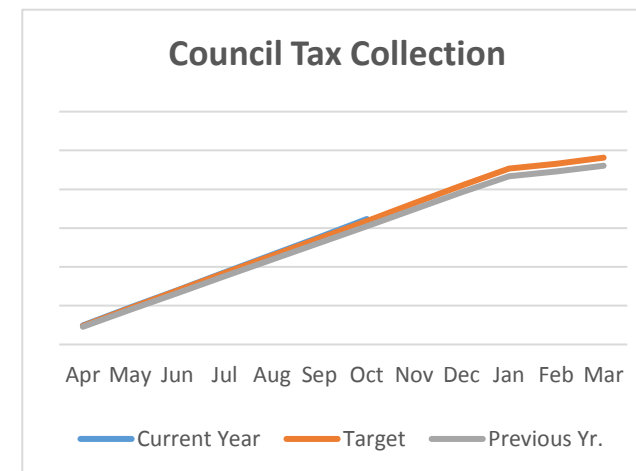
There have been claims by NHS Trusts for charitable rate relief which are currently subject to a High Court appeal. If successful this could result in a backdated refund of £4.605M

Further recovery action in 2019/20 resulted in collection of £174K. Enforcement action in 2019/20 resulted in collection of £61K.



Council Tax Collection						
	Q1	Q2	Oct-19	Q4		
<b>2019/20</b>	£ 27,937,932	£ 55,364,351	£ 64,665,573	£ -		●
<b>Target</b>	£ 27,739,132	£ 54,754,369	£ 63,648,232	£ 96,287,011		
<b>Refunds</b>	£ 269,396	£ 641,300	£ 787,290	£ -		
<b>2018/19</b>	£ 26,541,590	£ 52,390,536	£ 60,900,437	£ 92,130,148		●

<b>Year End Target</b>	<b>96,287,011</b>	●
------------------------	-------------------	---



**Description**

This shows the amount of money required to be collected within the financial year, payable to the NNDR Collection Fund against the actual collection.

**Narrative**

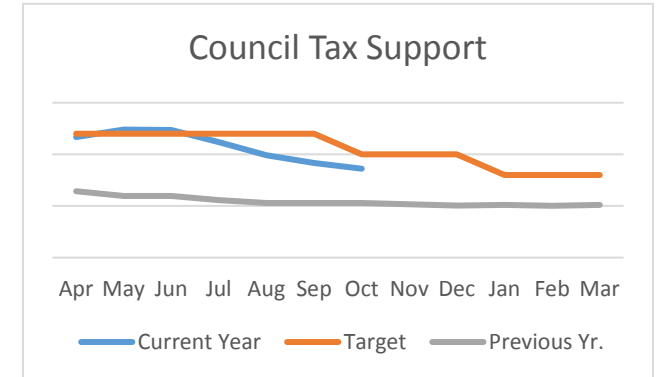
Collection is on target for the current financial year

Further recovery action in 2019/20 resulted in collection of £83K. Enforcement action in 2019/20 resulted in collection of £429K.

Charging Orders have been obtained to secure £518,906 debt.

Days to process Local Council Tax Support					
	Q1	Q2	Oct-19	Q4	
2019/20	12.36	9.18	8.61		●
Target	12.00	12.00	10.00	8.00	
2018/19	5.97	5.29	5.29	5.11	●

<b>Year End Target</b>	<b>8</b>	●
------------------------	----------	---



**Description**

This indicator measures the average number of days to process Council Tax reduction new claims and change of circumstances.

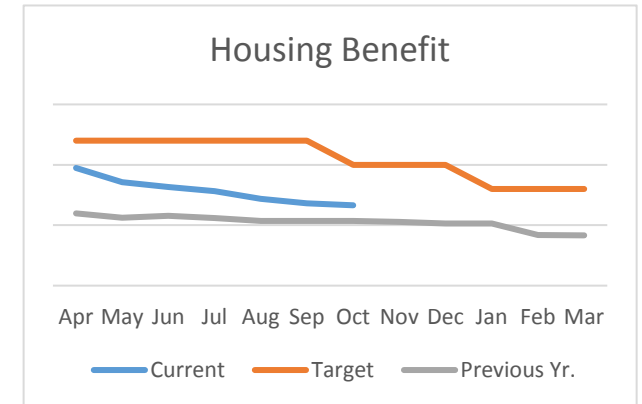
**Narrative**

Despite the downtime associated with the merger of the West Suffolk systems we are now achieving the target and expect to achieve the year end target.

**Housing Benefit**

Days to process Housing Benefit					
	Q1	Q2	Oct-19	Q4	
2019/20	8.16	6.80	6.65		●
Target	12.00	12.00	10.00	8.00	
2018/19	5.79	5.36	5.36	5.14	●

<b>Year End Target</b>	<b>8</b>	●
------------------------	----------	---



**Description**

This indicator measures the average number of days to process Housing Benefit new claims and change of circumstances.

**Narrative**

Despite the downtime associated with the merger of the West Suffolk systems we continue to exceed the target and expect to achieve the year end target.

**Fraud and Compliance**

Following the transfer of Housing Benefit fraud to the DWP on the 1 September 2015, the team continue to be been tasked, in accordance with the Business Case approved by Joint Committee, to identify and prevent fraud leading to an increase in Council Tax income in the following areas:

Local Council Tax Support, Single Person Discount, Council Tax and Non Domestic Rates.

The team are working with Housing Option Teams and also with Housing Associations to tackle Right to buy and subletting abuse where investigation agreements are in place. The team continue to seek opportunities to identify dwellings and businesses not registered or having had an undeclared change in use, leading to increased charges – including possible retrospective charges.

The team are also forging closer working relationships with a number of service areas in an attempt prevent and detect fraud and error.

In an broader sense the team are also working with County in setting up Fraud Hub's in Norfolk and more recently Cambridgeshire. This is an attempt to match data sets across County to increase Council Tax and Business Rate income.

	Q1	Q2	Oct-19	Q4
Single Person Discount Fraud	£254,591.14	£357,401.22	£399,414.30	
Local Council Tax Support	£13,145.90	£20,171.55	£22,276.35	
Tenancy Fraud	£18,000.00	£36,000.00	£36,000.00	
Other (Council Tax and NDR)	£58,456.09	£60,551.07	£60,551.07	
<b>Fraud Identified</b>	<b>£344,193.13</b>	<b>£474,123.84</b>	<b>£518,241.72</b>	

# Service Updates as at October 2019



## **Enforcement**

The Enforcement Team continue to perform well, having collected £18.995 Million since the team started of which £3.576 Million has been since the start of this financial year. With effect from July we started taking cases from Norwich City Council. The number of cases sent to us was initially low but the number is now increasing and we have had some good results.

## **Further Recovery**

The Further Recovery team had their best year for collection in 2018/19 collecting £1,111,595 exceeding the amount collected the previous year by £203K. This financial year the team have again exceeded the amount collected in the same period last financial year and have collected £791K since April compared to £689K last year. In addition to the monies collected by the further recovery team we also have a further £1.856 Million in secured debt by way of Charging Orders on property owned by the debtor.

As reported previously the Further Recovery team is partly funded by Norfolk & Suffolk County Council, however Cambridgeshire County Council has ceased further funding from April 2018. Whilst monies continue to be paid in respect of the cases previously instigated within Cambridgeshire this will gradually decline if this work is not funded. As previously advised Norfolk County Council have committed to continue providing funding until March 2021 and Suffolk County Council until March 2020, at which point a further review will take place.

## Non-Domestic Rates

The Government have introduced a Bill to Parliament to introduce 100% rate relief for public lavatories with effect from 1 April 2020. The Government intend to compensate Local Authorities for any loss of income resulting from the relief.

Legislation is progressing to bring forward the date of the next re-valuation to 1 April 2021 and every three years thereafter.

## Council Tax

Local Authorities receive payment each year based on the number of domestic properties brought into use (new and previously empty). In addition to our routine checks on empty properties, each year during the summer we carry out a focussed exercise to review all empty properties in order to maximise new homes bonus. We also record the reason why the property remains empty if this can be established.

The findings from this exercise are shown below:

	Number	%
Demolished	9	0.52%
Empty	238	13.86%
For Sale / Let	364	21.20%
Occupied	270	15.73%
Other	19	1.11%
Second Home	98	5.71%
Sold / Let	233	13.57%
Under Probate	67	3.90%
Under Renovation	419	24.40%
Grand Total	1717	100.00%

The status of all the properties were updated in advance of the compilation of the CTB1 return from which the New Homes Bonus data is extracted.

The review also gives us the opportunity to work with the Housing Teams across the partnership, where requested, who can help owners with advice/grants in order to bring properties back into use and therefore increase the new homes bonus. It is worth noting that external suppliers offer this service for a fee which is payable whether or not any additional new homes bonus is achieved and also does not provide the Housing Teams with any valuable information.

## **Benefits**

Benefits performance has met profiled targets for all indicators with the direction of travel showing an improving position with in month processing achieving target and expected to continue to do so.

Following the merger work for East Suffolk and West Suffolk with associated loss of systems for three weeks, we have worked hard to recover the work position.

Inevitably, this has had an impact on performance for quarter 1 and the year to date figure as the year unfolds, although the end of year target should be met. We continue to prioritise work allocation to ensure benefit is awarded to minimise customer impact and are targeting resources to improve the position, whilst continuing to harmonise performance for all indicators.

Following a regular discussion with the DWP, we have been informed the DWP are very happy with how we managed the two mergers, especially how we have dealt with Housing Benefit performance during this period and the level of current performance, as well as our direction of travel for all five partners.

The Strategic Manager (Benefits) continues to attend national DWP/LA Welfare Steering Groups. These meetings enable input into shaping and influencing current and proposed operational and Government grant funding matters, Universal Credit plans, tackling fraud and error and data share.

This has led to the DWP inviting ARP to meetings with LAs to share our knowledge of establishing and operating shared services, along with good practice. In the most recent of these sessions we led a workshop on shared services. Furthermore, ARP has been one of a handful of LAs participating in a national review of DWP data notifications when a customer transfers from Housing Benefit to Universal Credit – we had flagged high volume of valueless records causing unnecessary work. DWP have worked with us throughout a trial and accept our results that 92% of records are worthless; DWP are redesigning their data share processes for all Councils. In November we are hosting a regional DWP led LA engagement event at Thetford, focusing on Universal Credit.

## **Fraud and Compliance**

Suffolk and Norfolk County Councils continue to fund the review of Single Person Discounts. Although Cambridgeshire ceased any further funding from April 2018. East Cambridge and Fenland together with all Cambridgeshire local authorities are in continued discussions with Cambridgeshire County Council regarding a Cambridgeshire Fraud Hub. The proposed model links to funding the review of Single Person Discounts at a local authority level. A meeting is planned for Friday 8<sup>th</sup> November 2019 to discuss progress and software use within the Fraud Hub.

Norfolk County Council have committed to continue providing funding until March 2021 and Suffolk County Council until March 2020, at which point a further review will take place. Norfolk County Council have additionally funded a Premium review of Single Person Discounts in Breckland District Council with matches against a number of additional data sets held within the National Fraud Initiative (NFI). The results from the Breckland Council Premium matches exceed expectation and further opportunities across the partnership will be looked at within next year's NFI review programme.

Whilst there is limited work on Cambridgeshire cases newly awarded Single Person Discounts are currently reviewed by the Compliance Team with positive outcomes.

There is continued success for the ARP Fraud and Compliance team who continue to work closely with local DWP Fraud Teams in the joint working initiative. Ongoing relationship building continues with the teams across the partnership.

With the ARP Management arrangement with Norwich City Council it continues to allow us to employ an additional resource fully funded by Norwich City Council and Norfolk County Council, to undertake Single Person Discount Reviews and Council Tax Support investigations for Norwich City Council.

Breckland Council and Norwich City Council are also part of the Norfolk Fraud Hub. As previously mentioned the Fraud Hub is fully funded by Norfolk County Council and is now matching additional data sets from all authorities to identify Fraud and Error across the county. The Fraud Team are working alongside Norfolk County on this project and are also in the process of reviewing results.

## **ARP Website and Online Self Service**

The Anglia Revenues website design has been enhanced to be more transactional and as straight forward as possible for customers and is showing a significant increase of website traffic for Council Tax, Business Rates, Housing Benefit and Local Council Tax Reduction Schemes..

Analysis is demonstrating the effectiveness of the transactional design of the ARP website and has seen a 10% increase in usage in the first four months of financial year 2019/20 compared to the same period in 2018/19 and work will continue to improve the customer journey.



## **Better Customer Journeys Programme**

ARP are in the process of initiating a partnership wide program of enhancements and improvements for the customer. The starting point is the understanding of a clear baseline of current working which includes clear expectations between ARP and its Partner Services with agreed operational improvements being realised from March 2020. Building on this foundation will include the innovative development of the Capita E-forms Solution and an enhanced self-serve option, improving the customer experience with improved access and quality of service. Baselining will identify the improvements for both internal and external communications.

The second element of “Better Customer Journeys” is a change delivery programme using recognised project management tools and processes. One of the lessons learned from the recent merger project for East Suffolk and West Suffolk Councils was the benefit of a dedicated internal resource for programme management. This being preferable to the costly exercise of employing an external management consultancy.

The third element, the “Horizon”, will look at the opportunities for the Anglia Revenues Partnership to continue an ongoing transformation programme and engage with multiple services and agencies, leading to better outcomes for residents and businesses, ultimately a “Better Customer Journey”.